

SHINE BRIGHT AT MIDYEAR

ATTENDEE NAVIGATION GUIDE

BROUGHT TO YOU BY:



Baptist Health Pharmacy

BAPTIST HEALTH SOUTH FLORIDA

**Expanding Clinical
Pharmacy Enterprise**

[Learn More](#)



TABLE OF CONTENTS

1. Access Times
2. Attending a Virtual Meeting
3. Lobby
4. Profile
5. Communication Center
6. Programming
7. Plan Your Days
8. ASHP Pavilion
9. Exhibit Program
10. Residency Showcase
11. PPS (Personnel Placement Service)
12. Posters
13. Resources
14. Playroom
15. Help Hub
16. Thank You to Featured Exhibitors & Sponsors

ACCESS TIMES

LIVE EVENT:

December 5 – 9, 2021

AVAILABLE ON DEMAND:

through March 9, 2022

LOGIN LINK:

<https://onlinexperiences.com/Launch/Event.htm?ShowKey=172523>

TECHNICAL SUPPORT:

virtualeventsupport@notified.com

CLICK HERE

to access the Midyear
meeting, beginning
SUNDAY, DECEMBER 5
at 7:00 a.m. ET.

**SHINE BRIGHT
AT MIDYEAR**



ATTENDING A VIRTUAL MEETING

Tools and tips to make the most out of your virtual Midyear experience.

As a **2021 ASHP MIDYEAR CLINICAL MEETING & EXHIBITION** registrant, you will be able to enjoy a unique, interactive learning experience from the comfort and convenience of your home or office.

- You can find everything you need to access the meeting in the “Need to Know” attendee newsletter emailed to you the week prior to the meeting.
- For the best experience, log into the meeting on a computer using **CHROME** or **FIREFOX** browsers. Disconnect from VPN. Using phone or tablet devices will not support the full user experience.
- To make sure your computer, internet connection, and sound are ready to go, take a moment to **TEST YOUR SYSTEM** in advance.

Learn more at
MIDYEAR.ASHP.ORG/TIPS



LOBBY



The Lobby is the start of the virtual experience.


- 1. Lobby:** Return to the lobby by clicking on “Lobby” on the top navigation.
- 2. Navigation:** Access the different areas of the meeting from the top navigation bar or by clicking on the named areas in the Lobby.
- 3. Search:** Use the search feature to find sessions and booths.
- 4. Main Stage:** Click play each day to start your day.

PROFILE

Customize your information, access documents, and view your connections and badges.

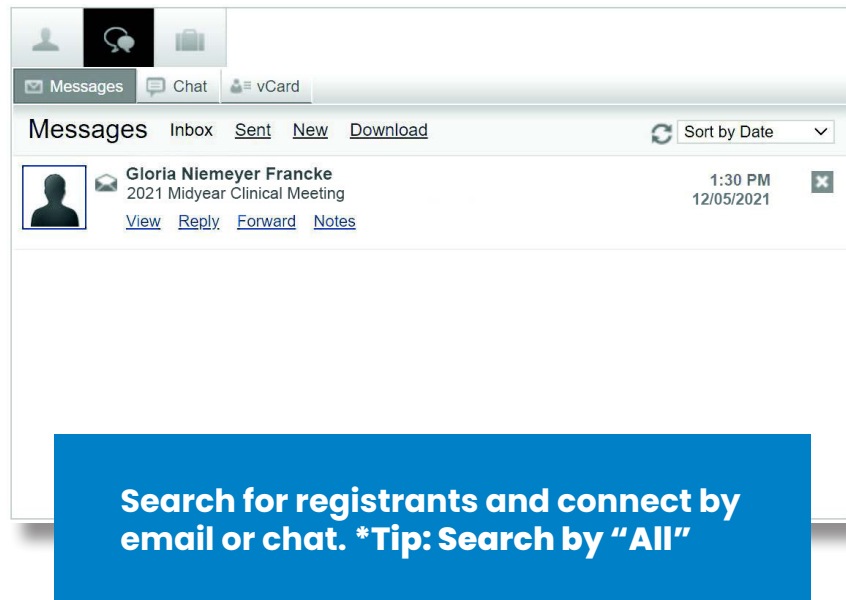
The screenshot shows a user profile page for Emma Knuckman. At the top, there are three numbered callouts: 1 points to the 'Profile' icon, 2 points to the 'Communication Center' icon, and 3 points to the 'Briefcase' icon. The profile section includes a photo placeholder, a name field (Emma Knuckman), and an 'Edit Photo' link. The 'Personal Info' section contains fields for Name, Company, Job Title, Phone, Email (EMMAKEY@GMAIL.COM), Address, City, State/Prov, Country, and Postal Code. There are also dropdown menus for Language (English United States) and Time Zone (UTC-05:00) Eastern Time (US & Canada), and checkboxes for 'Auto-Forward Mail' and 'Auto-Forward vCards'. A 'Save Changes' button is at the bottom.

- 1. Profile:** Completing your profile and editing your photo (select from stock or upload image) will maximize networking opportunities during the meeting and earn you a badge!
- 2. Communication Center:** Engage with attendees and exhibitors via three types of private communication, email, chats, vCards. More details on page 5.
- 3. Briefcase:** View and download documents and links you have saved from the Resources area, exhibit booths, and ASHP Pavilion.



**SHINE BRIGHT
AT MIDYEAR**

COMMUNICATION CENTER



MORE DETAILS ON ENGAGING

- To start a private chat, email or find someone in the platform, go to the profile tab, click communication center, and select the method of communication. To search for registrants, click **NEW**.
- If you receive an email, vCard, chat request, or announcement, you will be notified via a communication bubble that will display in the upper right-hand corner of your screen.

THE 3 TYPES OF PRIVATE COMMUNICATION

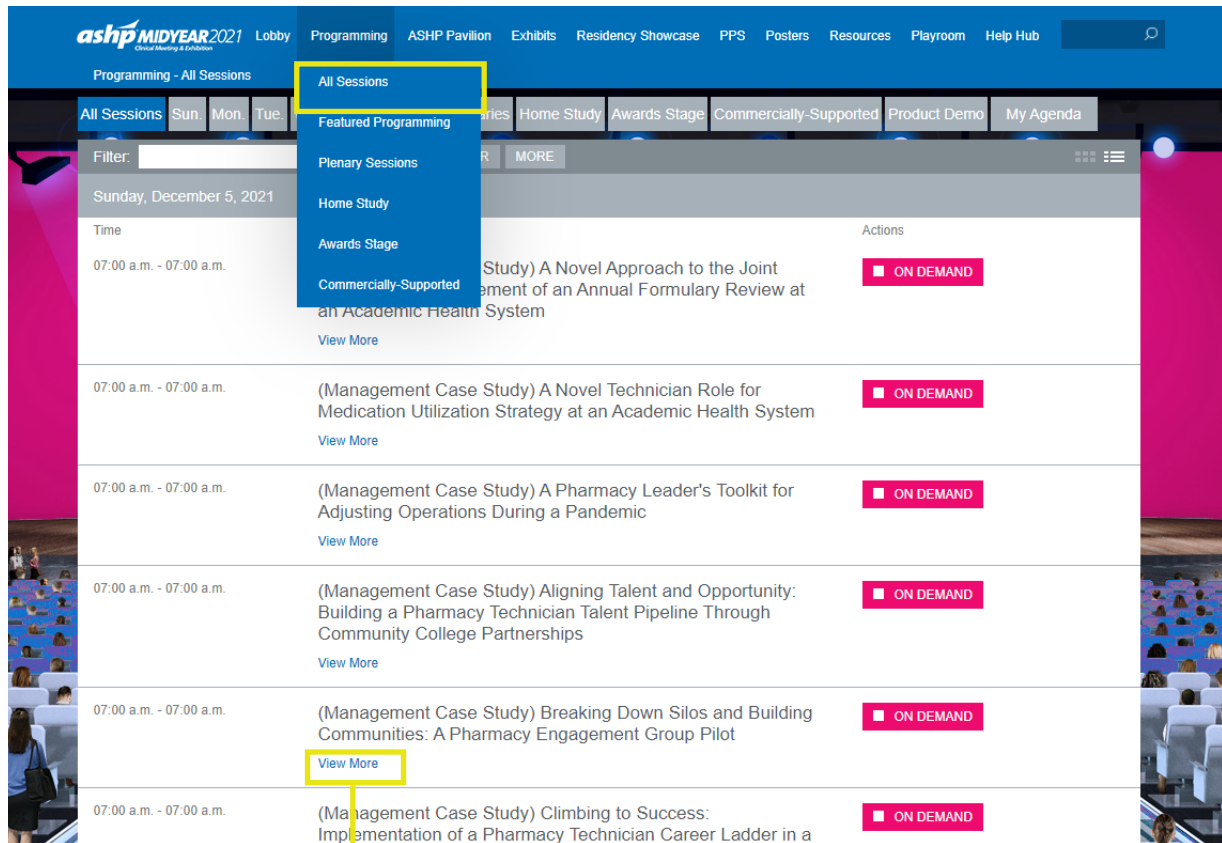
Email messages: The notification will display "You have an unread email."

Chats: If you receive a chat request, you will be able to accept or decline the request. You may also send a short message to the chat requester when declining a chat. As the initiator of a chat you can request to video chat 1:1. Private chat communication can be via text or video.

vCards: The notification will display "You have a new vCard." Click on the notification window to view.

PROGRAMMING

Attend live, on demand, and plenary sessions. View award videos and navigate to one of the many commercially-supported programs.



Click on **VIEW MORE** to see session abstract and speakers.

The **ALL SESSIONS** tab includes both live and Home Study and commercially-supported sessions.

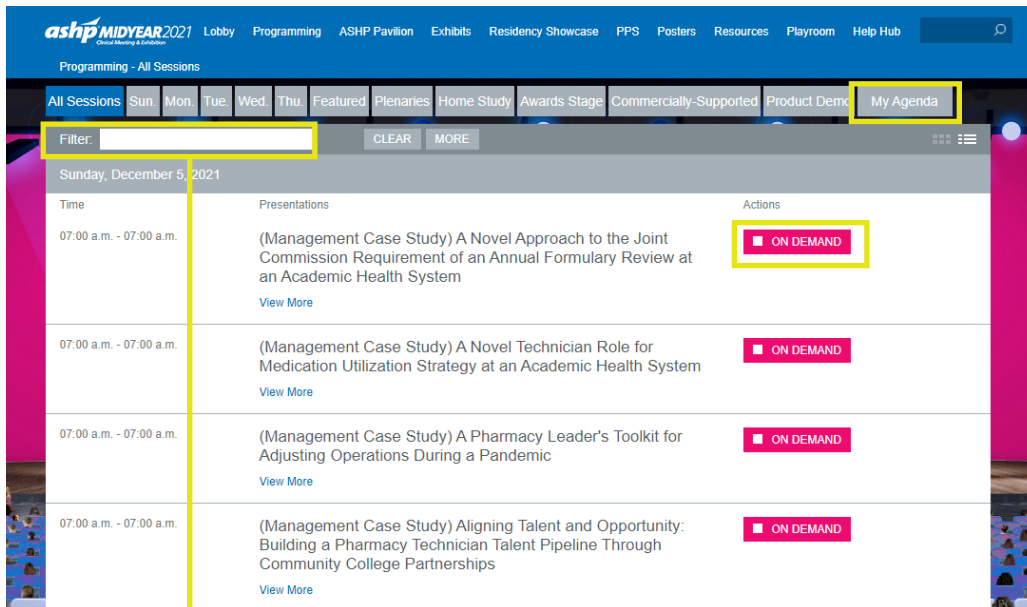
Live sessions will play at their scheduled date and time.

Home Study sessions are listed at Sunday 7:00 a.m. ET and available on demand through March 9, 2022.

CLICK HERE for information on claiming CE credit.

PLAN YOUR DAYS

Add live sessions you are interested in attending to your agenda.




Use the **FILTER** feature to search sessions by keyword.

ACTION BUTTON DESCRIPTIONS FOR LIVE SESSIONS

- **Add to Agenda** — Add sessions to your agenda up until 30 minutes prior to their start time
- **Add to Calendar** — After adding a session to your agenda, download a calendar reminder
- **Remove from Agenda** — Remove sessions from your agenda up until 30 minutes prior to their start time
- **Starting Soon** — A session will be beginning shortly (displays 30 minutes prior to Early Entrance)
- **Early Entrance** — The session is beginning shortly - you may click into the session
- **Live Now** — A session is currently live
- **Archiving** — A live session has finished and is archiving
- **On Demand** — A session you may access at any time

ASHP PAVILION

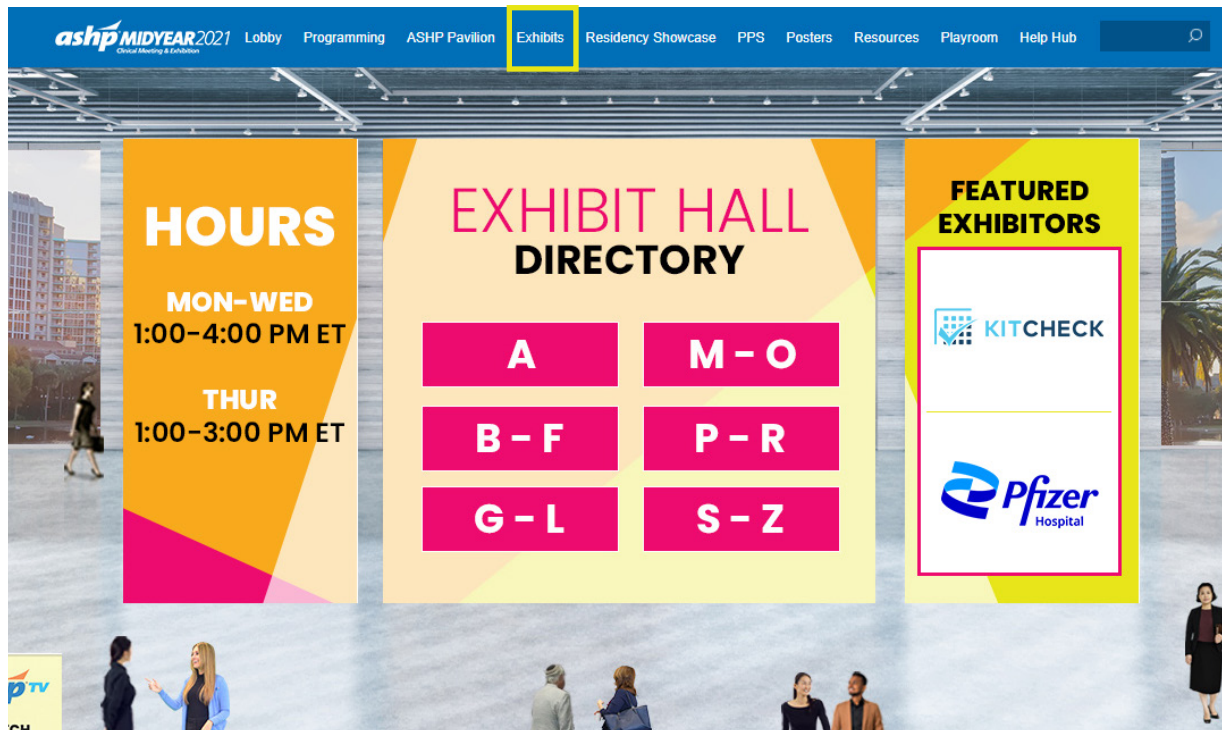
Visit ASHP booths, engage with staff, and learn more about exciting new offerings from ASHP.



- Once you've entered a booth, click through the content tabs on the right-hand side to view collateral and other assets and information.
- Engage with ASHP Pavilion booth staff during open hours. Hours are listed within each booth.

EXHIBIT PROGRAM


Explore the latest products and services.



- Navigate the Exhibit Hall by clicking on the letters in the directory, from there you will be taken to a clickable list of exhibiting companies.
- Once you have entered a booth, click through the content tabs on the right-hand side to view collateral and other assets and information.
- Make the most of your Midyear meeting by engaging with exhibitor personnel during open hours.

RESIDENCY SHOWCASE

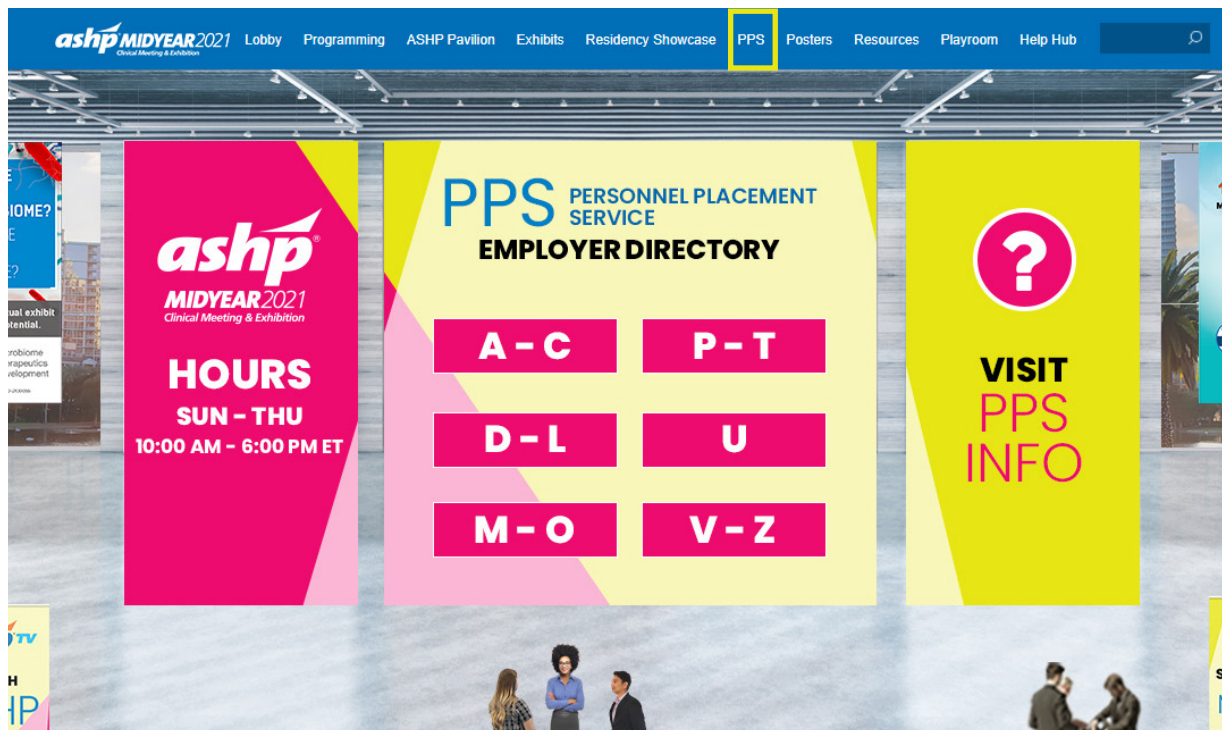
View the list of participating institutions by day and time.



- After selecting your session, navigate alphabetically through the list of participating institutions or use the search bar at the top of the page.
- Once you've entered a booth, click through the content tabs on the right-hand side to view collateral and other assets and information and chat with booth staff.

PPS PERSONNEL PLACEMENT SERVICE

Registered participants and employers can navigate to the booths during scheduled interview times.



- At the time of your scheduled interview, locate the company booth alphabetically or use the search bar at the top.
- Once inside the booth, you will look for your interviewer among the list of staff and begin a chat. If you do not see or know the interviewer, interact with a representative through the public group booth chat.

POSTERS

View the Poster schedule-at-a-glance and navigate to the Poster Hall.

ashp MIDYEAR 2021
Clinical Meeting & Exhibition

Lobby Programming ASHP Pavilion Exhibits Residency Showcase PPS **Posters** Resources Playroom Help Hub

POSTERS AT-A-GLANCE

SUNDAY	
3:30 PM – 5:00 PM	W. Mike Heath ASHP Federal Forum Posters
MONDAY	
3:00 PM – 4:30 PM	Professional/Spotlight Posters ASHP Best Practices Posters
TUESDAY	
3:00 PM – 4:30 PM	Professional/Fellows Posters
5:00 PM – 6:00 PM	Student Posters
WEDNESDAY	
10:30 AM – 11:30 AM	Resident Posters
5:00 PM – 6:00 PM	Student Posters
THURSDAY	
11:00 AM – 12:00 PM	Student Posters
12:30 PM – 1:30 PM	Resident Posters
2:00 PM – 3:00 PM	Resident Posters
MEETING DURATION	
Student Society Showcase	

VISIT POSTER INFO

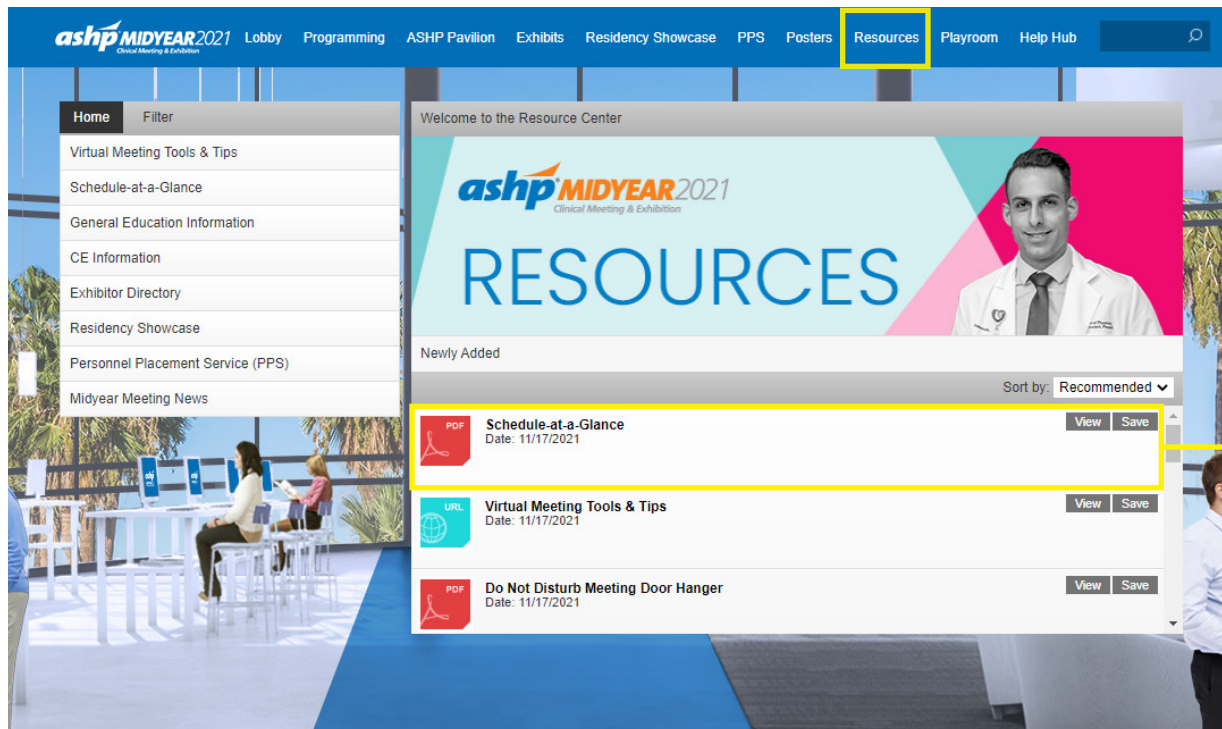
ENTER POSTER HALL

YOU ARE LEAVING THE NOTIFIED PLATFORM

- From this page, click on **ENTER POSTER HALL**. You will leave the virtual Midyear meeting platform and enter the virtual Poster platform.
- Upon entering the virtual Poster platform the first time, you will need to agree to the Privacy Terms and complete your Profile.
- View and engage with posters presenters during scheduled poster hours and participate in the scavenger hunt to collect points.

RESOURCES

Review important meeting materials.




- Browse meeting related and other helpful content provided by ASHP.
- Select the content for immediate viewing or save to your briefcase for review or download at your convenience.

SCHEDULE-AT-A-GLANCE: THE COMPLETE GUIDE TO ALL MIDYEAR MEETING ACTIVITIES!

PLAYROOM

Take a break, recharge, and refocus.



- **Well-Being & You:** Focus on your well-being and resilience. Participate in a yoga class, take a brain break, meditate, and more.
- **Trivia:** Take a break and have fun answering trivia questions. How many can you answer correctly?
- **Puzzles:** Solve the slide puzzle to earn points and boost your position on the Leaderboard.
- **Badges:** Earn badges and points by engaging in different areas of the platform. Watch as your achievements bump you up on the Leaderboard.

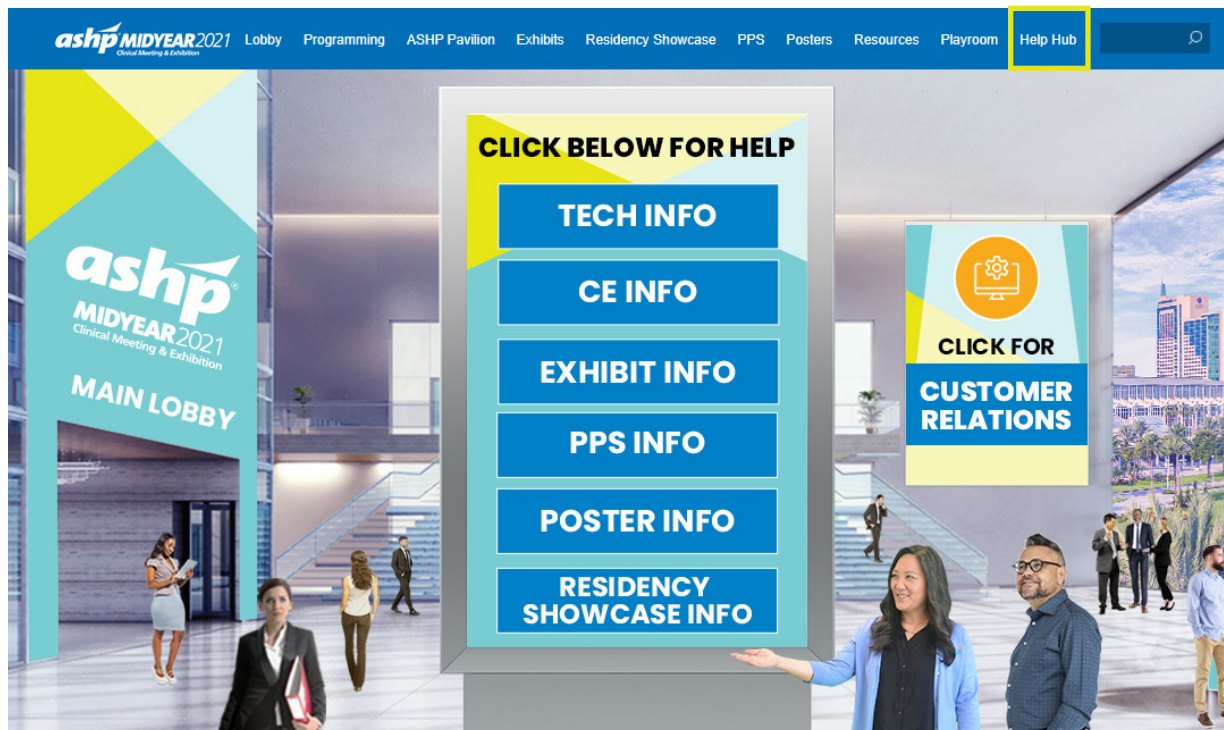
HELP HUB

OPEN HOURS:

Sun 7:00 a.m. – 6:15 p.m. ET

Mon – Thur 9:00 a.m. – 6:15 p.m. ET

Have meeting questions? We have answers.



- **HELP HUB** is the space to visit with any questions about the meeting. Select the area that will best support your questions/needs and ASHP staff will assist during open hours.
- **TECH INFO** is supported by the virtual meeting platform, Notified from Intrado. Staff will provide technical support during open hours.
- Helpful resources are available within each area.

THANK YOU

TO FEATURED EXHIBITORS AND SPONSORS

FEATURED EXHIBITORS



SPONSORS



VigiLanz[®]

vizient[®]

